

East Lyme, Connecticut

General

ACS, 2018–2022	East Lyme	State
Current Population	18,600	3,611,317
Land Area <i>mi</i> ²	34	4,842
Population Density <i>people per mi</i> ²	547	746
Number of Households	7,654	1,409,807
Median Age	49	41
Median Household Income	\$105,064	\$90,213
Poverty Rate	6%	10%

Economy

Top Industries

Lightcast, 2022 (2 and 3 digit NAICS)	Jobs	Share of Industry
1 Manufacturing	1,466	
<i>Transportation Equipment Mfg</i>		68%
2 Health Care and Social Assistance	970	
<i>Ambulatory Health Care Services</i>		48%
3 Government	741	
<i>Local Government</i>		75%
4 Retail Trade	725	
<i>Food and Beverage Stores</i>		27%
5 Accommodation and Food Services	615	
<i>Food Services and Drinking Places</i>		95%
Total Jobs, All Industries	6,029	

SOTS Business Registrations

Secretary of the State, March 2024

New Business Registrations by Year

Year	2019	2020	2021	2022	2023
Total	132	169	161	191	190

Total Active Businesses 1,482

Key Employers

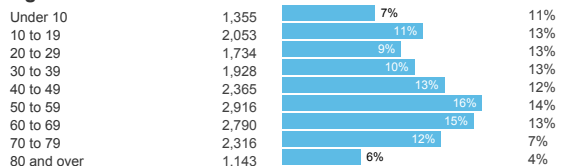
Data from Municipalities, 2024

- East Lyme Aquatic & Fitness Center
- Birk Manufacturing Inc
- Mariner Health of Bridebrook
- Stop And Shop
- Birk Manufacturing

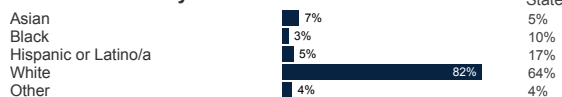
Demographics

ACS, 2018–2022

Age Distribution



Race and Ethnicity

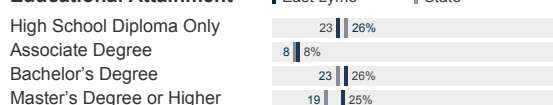


Hispanic includes those of any race. Remaining racial groups include only non-hispanic. 'Other' includes American Indian, Alaska Native, Native Hawaiian, Pacific Islander, two or more races.

Language Spoken at Home



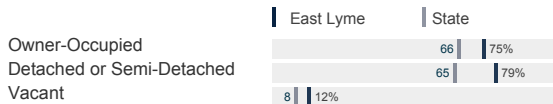
Educational Attainment



Housing

ACS, 2018–2022

	East Lyme	State
Median Home Value	\$375,000	\$323,700
Median Rent	\$1,552	\$1,374
Housing Units	8,737	1,531,332



Schools

CT Department of Education, 2023-24

School Districts

	Available Grades	Total Enrollment	Pre-K Enrollment	4-Year Grad Rate (2021-22)
East Lyme School District	PK-12	2,506	53	92%
Statewide	-	512,652	19,530	89%

Smarter Balanced Assessments

Met or Exceeded Expectations, 2022-23

	Math	ELA
East Lyme School District	60%	61%
Statewide	42%	48%

East Lyme, Connecticut

Labor Force

CT Department of Labor, 2023

	East Lyme	State
Employed	8,100	1,822,090
Unemployed	279	71,113

Unemployment Rate



Self-Employment Rate*



*ACS, 2018–2022

Catchment Areas of 15mi, 30mi, and 60mi



Fiscal Indicators

CT Office of Policy and Management, State FY 2020-21

Municipal Revenue

Total Revenue	\$84,503,530
Property Tax Revenue	\$63,399,987
<i>per capita</i>	\$3,338
<i>per capita, as % of state avg.</i>	104%
Intergovernmental Revenue	\$14,053,040
Revenue to Expenditure Ratio	102%

Municipal Expenditure

Total Expenditure	\$83,060,687
Educational	\$58,056,954
Other	\$25,003,733

Grand List

Equalized Net Grand List	\$3,476,753,904
<i>per capita</i>	\$184,453
<i>per capita, as % of state avg.</i>	113%
Commercial/Industrial Share of Net Grand List	9%
Actual Mill Rate	28.36
Equalized Mill Rate	18.09

Municipal Debt

Moody's Rating (2023)	Aa3
S&P Rating (2023)	AA
Total Indebtedness	\$65,781,324
<i>per capita</i>	\$3,490
<i>per capita, as % of state avg.</i>	128%
<i>as percent of expenditures</i>	79%
Annual Debt Service	\$6,947,371
<i>as % of expenditures</i>	8%

Access

ACS, 2018–2022

	East Lyme	State
Mean Commute Time *	26 min	26 min
No Access to a Car	3.9%	9%
No Internet Access	4.8%	8%

Commute Mode

Public Transport	4%
Walking or Cycling	3%
Driving	80.82%
Working From Home *	13.16%

Public Transit

CT <i>transit</i> Service	-
Other Public Bus Operations	Southeast Area Transit District (SEAT)
Train Service	-

* 5 year estimates include pre-pandemic data



Search AdvanceCT's **SiteFinder**, Connecticut's most comprehensive online database of available commercial properties. advancect.org/site-selection/ct-sitefinder

About Town Profiles

The Connecticut Town Profiles are two-page reports of demographic and economic information for each of Connecticut's 169 municipalities. Reports for data are available from profiles.ctdata.org

Feedback is welcome, and should be directed to info@ctdata.org

These Profiles can be used free of charge by external organizations, as long as *AdvanceCT* and *CTData Collaborative* are cited. No representation or warranties, expressed or implied, are given regarding the accuracy of this information.