

# Waterford, Connecticut

## General

ACS, 2018–2022	Waterford	State
Current Population	19,580	3,611,317
Land Area <i>mi</i> <sup>2</sup>	33	4,842
Population Density <i>people per mi</i> <sup>2</sup>	599	746
Number of Households	8,023	1,409,807
Median Age	41	41
Median Household Income	\$102,906	\$90,213
Poverty Rate	5%	10%

## Economy

### Top Industries

Lightcast, 2022 (2 and 3 digit NAICS)	Jobs	Share of Industry
<b>1</b> Retail Trade <i>General Merchandise Retailers</i>	2,577	19%
<b>2</b> Health Care and Social Assistance <i>Ambulatory Health Care Services</i>	1,478	60%
<b>3</b> Construction <i>Specialty Trade Contractors</i>	835	54%
<b>4</b> Utilities <i>Utilities</i>	832	100%
<b>6</b> Accommodation and Food Services <i>Food Services and Drinking Places</i>	742	88%
Total Jobs, All Industries	10,416	

### SOTS Business Registrations

Secretary of the State, March 2024

#### New Business Registrations by Year

Year	2019	2020	2021	2022	2023
Total	143	139	156	197	171

Total Active Businesses 1,521

### Key Employers

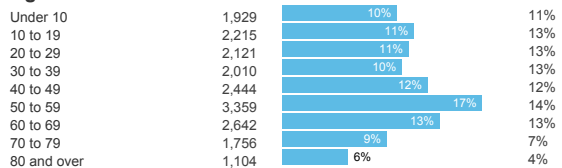
Data from Municipalities, 2024

- Dominion Energy
- Sonalysts
- Eugene O'Neill Theater
- Seaconn Fabrication LLC
- Definder Industries LLC

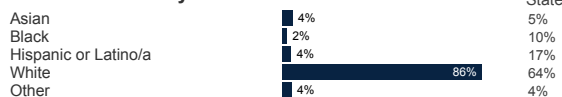
## Demographics

ACS, 2018–2022

### Age Distribution



### Race and Ethnicity

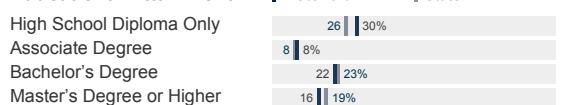


*Hispanic includes those of any race. Remaining racial groups include only non-hispanic. 'Other' includes American Indian, Alaska Native, Native Hawaiian, Pacific Islander, two or more races.*

### Language Spoken at Home



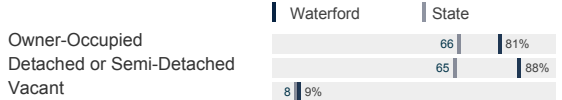
### Educational Attainment



## Housing

ACS, 2018–2022

	Waterford	State
Median Home Value	\$294,500	\$323,700
Median Rent	\$1,484	\$1,374
Housing Units	8,808	1,531,332



## Schools

CT Department of Education, 2023-24

### School Districts

	Available Grades	Total Enrollment	Pre-K Enrollment	4-Year Grad Rate (2021-22)
Waterford School District	PK-12	2,341	63	94%
Statewide	-	512,652	19,530	89%

### Smarter Balanced Assessments

Met or Exceeded Expectations, 2022-23

	Math	ELA
Waterford School District	53%	55%
Statewide	42%	48%

# Waterford, Connecticut

## Labor Force

CT Department of Labor, 2023

	Waterford	State
Employed	9,555	1,822,090
Unemployed	335	71,113

Unemployment Rate

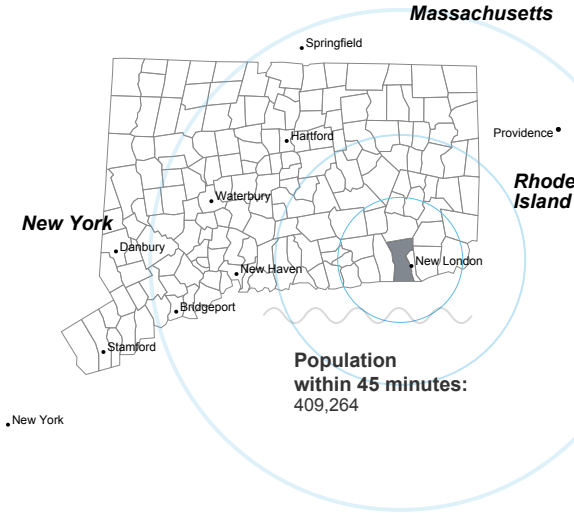


Self-Employment Rate\*



\*ACS, 2018–2022

## Catchment Areas of 15mi, 30mi, and 60mi



## Fiscal Indicators

CT Office of Policy and Management, State FY 2020-21

### Municipal Revenue

Total Revenue	\$104,916,841
Property Tax Revenue	\$93,334,211
<i>per capita</i>	\$4,752
<i>per capita, as % of state avg.</i>	148%
Intergovernmental Revenue	\$8,732,352
Revenue to Expenditure Ratio	107%

### Municipal Expenditure

Total Expenditure	\$97,917,550
Educational	\$56,903,477
Other	\$41,014,073

### Grand List

Equalized Net Grand List	\$4,908,983,774
<i>per capita</i>	\$251,060
<i>per capita, as % of state avg.</i>	154%
Commercial/Industrial Share of Net Grand List	26%
Actual Mill Rate	27.87
Equalized Mill Rate	18.93

### Municipal Debt


Moody's Rating (2023)	Aa2
S&P Rating (2023)	AA
Total Indebtedness	\$72,815,000
<i>per capita</i>	\$3,724
<i>per capita, as % of state avg.</i>	137%
<i>as percent of expenditures</i>	74%
Annual Debt Service	\$7,774,937
<i>as % of expenditures</i>	8%

## Access


ACS, 2018–2022

	Waterford	State
Mean Commute Time *	21 min	26 min

No Access to a Car



No Internet Access



## Commute Mode

Public Transport	0%	4%
Walking or Cycling	1%	3%
Driving	80%	91%
Working From Home *	7%	13%

## Public Transit

CT <i>transit</i> Service	-
Other Public Bus Operations	Southeast Area Transit District (SEAT)
Train Service	-

\* 5 year estimates include pre-pandemic data



Search AdvanceCT's **SiteFinder**, Connecticut's most comprehensive online database of available commercial properties. [advancect.org/site-selection/ct-sitefinder](http://advancect.org/site-selection/ct-sitefinder)

## About Town Profiles

The Connecticut Town Profiles are two-page reports of demographic and economic information for each of Connecticut's 169 municipalities. Reports for data are available from [profiles.ctdata.org](http://profiles.ctdata.org)

Feedback is welcome, and should be directed to [info@ctdata.org](mailto:info@ctdata.org)

These Profiles can be used free of charge by external organizations, as long as *AdvanceCT* and *CTData Collaborative* are cited. No representation or warranties, expressed or implied, are given regarding the accuracy of this information.